

# Statistics on insurance for work abroad and posted workers 2019

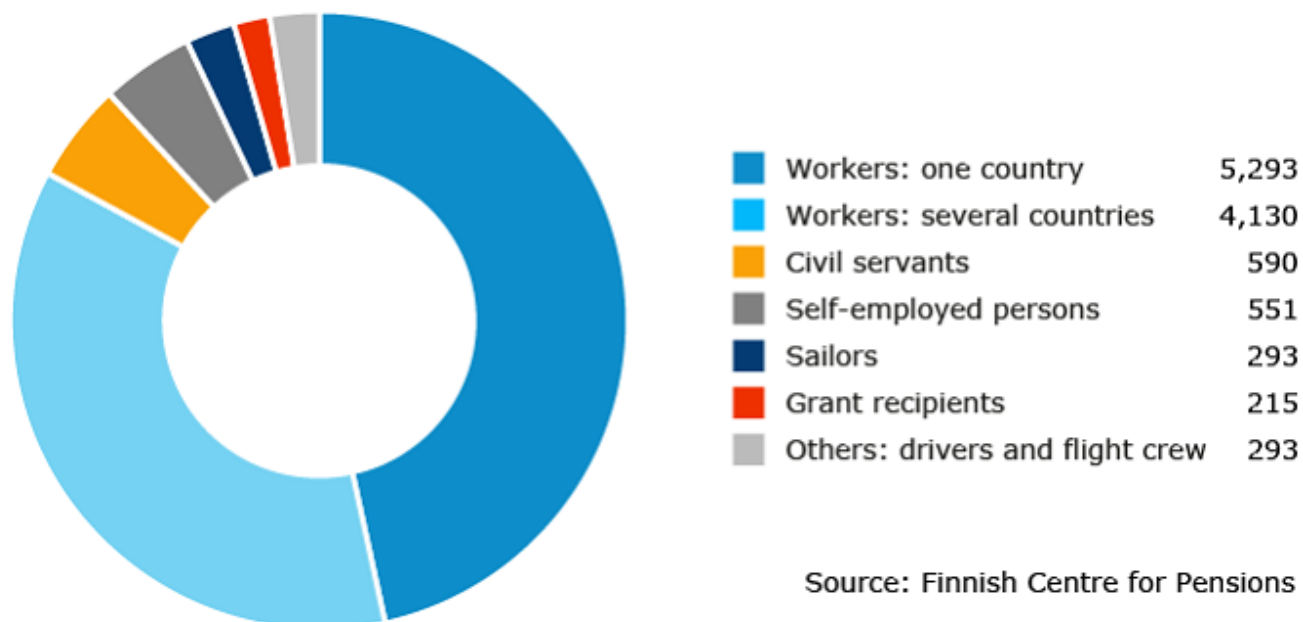
## Men work abroad more often than women

In 2019, the Finnish Centre for Pensions issued almost 13,000 decisions on coverage by Finnish social security while working abroad. The number of certificates issued came to 11,365, 40% of which were granted on the basis of automated decisions.

A “posted worker” refers to a person working abroad on a temporary basis. Certificates for posted workers are granted to persons moving to work in EU/EEA countries (A1 certificate) or in countries with which Finland has a social security agreement. Certificates are also granted to other groups, such as self-employed persons and those working in several countries. The certificate states which country’s social security legislation is to be applied to the person while working abroad. The same person can be granted a certificate several times in one year.

In 2019, 83% of all certificates granted were issued to workers. Civil servants and self-employed persons both accounted for 5% of all certificates granted. Sailors, grant recipients and other groups each accounted for less than 3%. The only groups where women outnumbered men were civil servants and grant recipients.

**Granted certificates of coverage by Finnish social security in 2019, by personnel group**



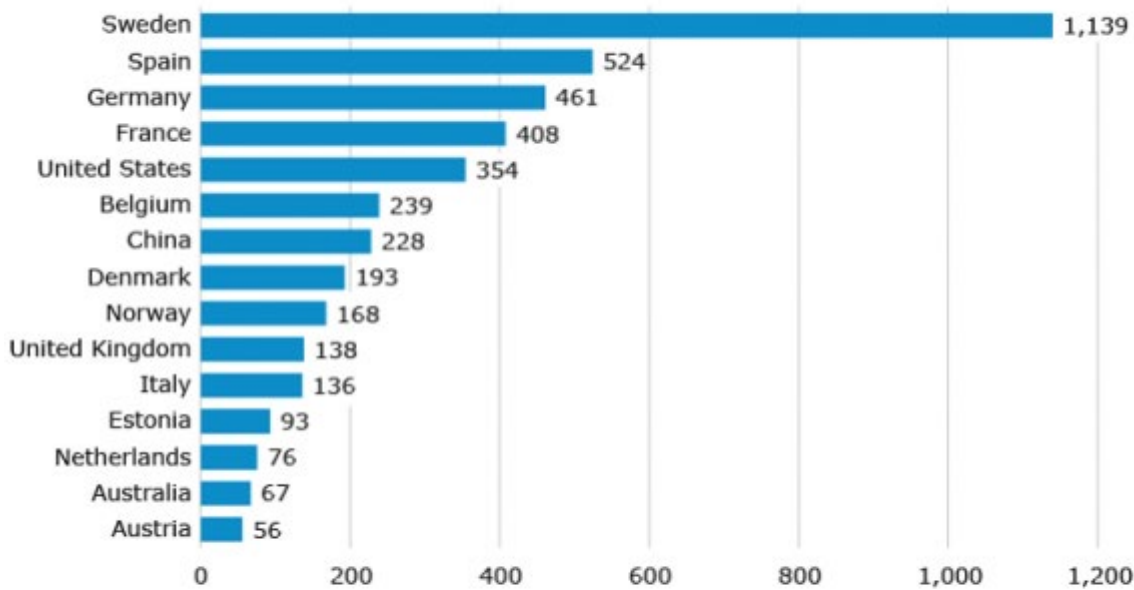
More than 40% of the certificates issued in 2019 were granted to people working in several countries. These people may have several different employers in more than one country, or they may work regularly for one employer in several countries. Men worked in several countries more often than women. 44% of all certificates granted to men were for working in several countries, while the corresponding figure for women was 29%.

Men accounted for 80% of all certificate recipients. The most common target countries for men were Sweden, Spain and Germany. For women, the top three countries were Spain, Belgium and Germany. Among the countries to which more than 100 certificates were granted, the only one where women were in the majority was Greece (80%). The country breakdown figures do not include certificates granted for work in several countries.

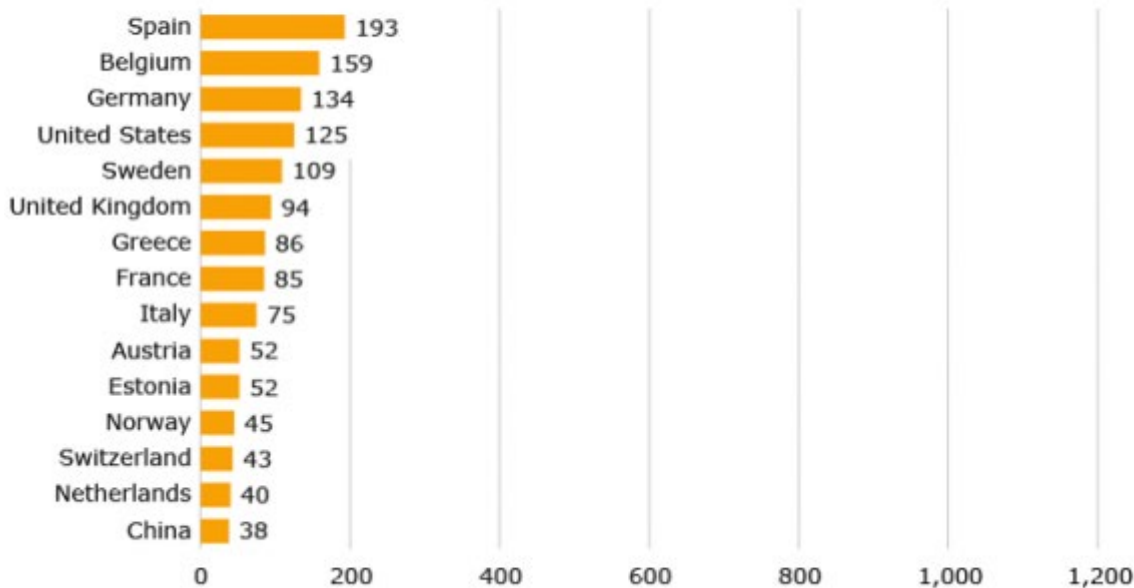
More than half of the certificates granted were for periods shorter than one year. Certificates for flight crew and drivers were on average longer than those granted to other groups; the majority of their certificates were for periods longer than one year. Drivers had the longest certificates of all: 30% of their certificates were for periods of over two years.

**Number of certificates granted to posted workers in 2019, by target country**

**Males, top 15 countries**



**Females, top 15 countries**



Source: Finnish Centre for Pensions

# Quality description: Statistics on insurance for work abroad and posted workers 2019

The statistics on insurance for work abroad and posted workers is published by the Finnish Centre for Pensions.

The Act on the Finnish Centre for Pensions states that the responsibilities of the institution include, for example, the compiling of statistics in its field of operation. The Planning Department at the Finnish Centre for Pensions is in charge of producing the statistics.

The statistics is financed by the Finnish Centre for Pensions.

## Relevance of statistical information

The Statistics on insurance for work abroad and posted workers describes the number of workers and other personnel groups posted from Finland to EU and social security agreement countries. The data is based on solutions issued by the Finnish Centre for Pensions regarding the application of Finnish social security laws.

The Finnish Centre for Pensions decides whether an employed person, an official or a self-employed person is to be covered by Finnish social security laws in situations in which, under the EU Regulation on social security, the person can continue to be covered by Finnish social security laws. A person who continues to be covered by Finnish social security laws will be issued an A1 certificate. As a rule, the certificate must be applied for. In certain situations, however, the Finnish Centre for Pensions can issue a decision based on the information it has received, even when the certificate has not been applied for.

The Finnish Centre for Pensions also decides whether a person can be issued a certificate or a decision on coverage under Finnish social security laws based on the social security agreements in force.

The competence to issue the above-described decisions lies solely with the Finnish Centre for Pensions. Hence, the statistics offers a comprehensive overall view of posted workers and other personnel groups posted from Finland to EU and social security agreement countries.

The statistics does not include persons who

- work in EU or social security agreement countries in a local employment relationship, or
- work in other than EU or social security agreement countries.

The same person can be issued a certificate several times in one year, so no direct conclusions can be drawn on how many persons have gone abroad from Finland to EU and social security agreement countries per year.

Based on the statistics, it is also impossible to determine whether the persons are (under labour law) posted workers or whether directives or other regulations on posted workers can be applied to them.

The statistics includes the number of received applications and decisions issued, divided by country and personnel groups. The data is classified according to age, gender and target country.

### **Correctness and accuracy of data**

The data of the statistics is based on the total sample of the decisions issued and applications received by the Finnish Centre for Pensions in each given year. The data has been compiled based on implementation data used within the earnings-related pension system.

Flaws detected in the statistics are immediately corrected on the website. A separate bulletin is issued on significant errors.

### **Timeliness and promptness of published data**

The data in the statistics is released once a year at the beginning of the year following the statistical year. The date of publication of the statistics is presented in the Release Calendar on the website of the Finnish Centre for Pensions.

The data in the statistics is final.

### **Coherence and comparability of data**

The statistics has been released as of the year 2019. The time series has been produced in retrospect as of the statistical year 2005.

The comparability of the time series depends on, among other things, the following amendments:

- The register that the statistics are based on were changed in 2015.
- The number of EU and social security agreement countries has grown.
- The definitions of the personnel groups have changed due to changes to regulations.
- The awareness of the necessity of the certificates has grown. This, for one, has led to a growth in the number of applications for certificates.

The European Commission regularly publishes statistics on the labour force mobility within the EU and on granted A1 certificates. The statistics on the A1 certificates granted by Finland are based on the decisions issued by the Finnish Centre for Pensions. For the main part, they are identical with this statistics.

### **Availability and clarity of data**

The data on the statistics are published annually on the website of the statistics and in the statistical database of the Finnish Centre for Pensions at <https://tilastot.etk.fi/>.

The description of the statistics is published on the website of the statistics.

The statistical service of the Finnish Centre for Pensions provides additional information about the statistics upon request by e-mail at [tilastot\(at\)etk.fi](mailto:tilastot@etk.fi).